



- Products
- ▶ SMPTE Fiber Products
  - ▶ 12G-SDI Products
  - ▶ Cables
  - ▶ Connectors
  - ▶ Video Patchbays and Panels
  - ▶ EO/OE Systems
  - ▶ Cable Assemblies
  - ▶ Cable Reels
  - ▶ Tools

- Distributor Listing
- Catalog
  - Tech Notes
  - FAQ

▶ Two-Conductor Shielded Cables Aluminum Foil Shield (MR202-AT Series)



Product Image

Product Name  
**Two-Conductor Shielded Cables Aluminum Foil Shield**

Model Number  
**MR202-AT Series**

A practical, 100% foil shielded multichannel audio snake cable for general purpose studio applications. Each individually isolated channel consists of 2 twisted conductors under an easy-to-strip PVC jacket extruded over a foil shield and drain wire. The color striped PVC channel jacket alleviates the need to use costly shrink tubing. Surprisingly flexible, this multichannel cable is perfect for control room layout and interfacing between equipment racks, audio patchbays, mixers and tape decks.

- Microphones.
- Audio Rack Wiring.
- Recording Suites.
- Post Production.
- Foil Shield with Drain Wire.
- Variety Channels.

**MECHANICAL SPECIFICATIONS**

Model	Std. Lng. ft. (m)	No. of Channels (Pairs)	No. of Cond. (2 Per Channel)	Wt Std. Lng. lbs (kgs)	Nom. O.D. in.	PVC Jacket Nom. Thick. in. (mm)	Brittle Point F° (C°)
<b>MR202-2AT</b>		2	4	12 (5)	.264 (6.7)	.032 (0.8)	
<b>MR202-4AT</b>		4	8	17 (8)	.299 (7.6)	.032 (0.8)	
<b>MR202-8AT</b>	328 (100)	8	16	35 (16)	.433 (11.0)	.039 (1.0)	
<b>MR202-12AT</b>	656 (200)	12	24	46 (21)	.500 (12.7)	.047 (1.2)	-4 (-20)
<b>MR202-16AT</b>		16	32	57 (26)	.551 (14.0)	.047 (1.2)	
<b>MR202-24AT</b>		24	48	86 (39)	.685 (17.4)	.051 (1.3)	
<b>MR202-32AT</b>		32	64	88 (40)	.752 (19.1)	.059 (1.5)	

(contd.) **MECHANICAL SPECIFICATIONS**

Model	Channel O.D. in. (mm)	Channel Jacket Nom. Thick. mil	Insul. Type* Thick mil	Cond-AWG (Qty./mil) Cross Sec. Area mil. <sup>2</sup>	Pitch of Pairs in. (mm)	Shield Coverage
<b>MR202-AT Series</b>	.106 (2.7)	11.8	IPE 9.1	AC - #25 (7/7.09) 279	<.99 (<25)	100% Alum. Tape Drain Wire #25 AWG

\*Dielectric Strength = 500V AC/1min. Insulation Resistance/3Mft = >1000M ohm.

\*\*Effective AWG of combined twin conductors.

**ELECTRICAL PERFORMANCE**

Model	Cond. D.C.R. ohm/1000ft (ohm/100m)	Shield D.C.R. ohm/1000ft (ohm/100m)	Nom. Cap.*** pF/m	Nom. Cap.† pF/m	Nom. Imp. ohm	Nom. Atten. V/1000ft (V/100m)	Group Delay Time nS/ft (nS/m)	X-Talk Input 3.31V mV/1000ft (mV/100m)
<b>MR202-AT Series</b>	<32.5 (<10.7)	-	76	142	-	-	-	-

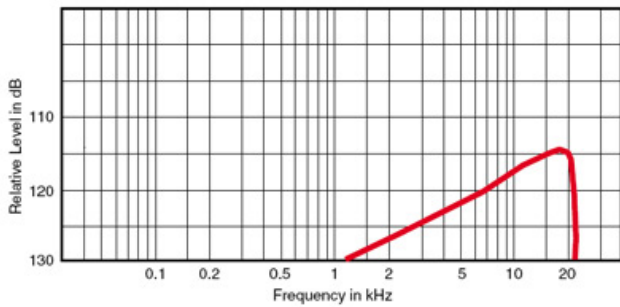
\*\*\*Capacitance between conductors.

†Capacitance between conductors to shield.

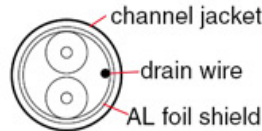
**COLORS AVAILABLE**

Model	Black	Blue	Brown	Gray	Green	Orange	Purple	Red	White	Yellow
<b>MR202-AT Series</b>	[+]	--	--	--	--	--	--	--	--	--

[+]=Standard Color, [o]=Available Color, "--"=n/a

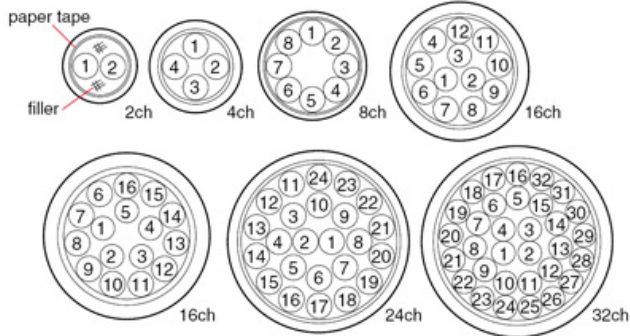


MR202-24AT Crosstalk



**Cross Section**

**Individual Channel**



**MR202-AT Cross Section Multichannel Bundle**

**Channel Color Code**

Ch. No.	1	2	3	4	5	6	7	8	9	10	11	12
Insulator Color*	BRN	RED	ORN	YEL	GRN	BLU	PPL	GRY	WHT	BLK	BRN	RED
Spiral Markers	BRN	RED	ORN	YEL	GRN	BLU	PPL	GRY	WHT	BLK	~	RED
Inner Jacket						BLK					BRN	

**Channel Color Code**

Ch. No.	13	14	15	16	17	18	19	20	21	22	23	24
Insulator Color*	ORN	YEL	GRN	BLU	PPL	GRY	WHT	BLK	BRN	RED	ORN	YEL
Spiral Markers	ORN	YEL	GRN	BLU	PPL	GRY	WHT	BLK	BRN	~	ORN	YEL
Inner Jacket				BRN						RED		

**Channel Color Code**

Ch. No.	25	26	27	28	29	30	31	32
Insulator Color*	GRN	BLU	PPL	GRY	WHT	BLK	BRN	RED
Spiral Markers	GRN	BLU	PPL	GRY	WHT	BLK	BRN	RED
Inner Jacket			RED				ORN	

\*Insulator in the unit: one is same color as Spiral Marker and other is clear.

[Home](#) | [News & Events](#) | [About Canare](#) | [Contact Us](#)

Phone: 973-837-0070 Fax: 973-837-0080

Copyright (C) 2009 Canare Corporation of America All Rights Reserved.